





Istruzioni di montaggio
Assembly instructions
Instructions de montage
Montageanweisung
Instrucciones para el montaje



1.





Montare gommino di tenuta.
Insert sealing rubber.
Monter caoutchouc d'étanchéité.
Gummidichtung einfügen.
Coloque la goma de sellado.

2.






Contrappeso: inserire le rondelle grandi + il dado.
Insert screw, mount big washers + nut.
Insérer la vis, monter rondelles grandes + écrou.
Schraube durch Loch führen, große Unterlegscheibe montieren + Mutter.
Contrapeso: introduzca las arandelas grandes + la tuerca.

3.



Inserire iniettore fino alla battuta.
Insert injector till ledge.
Insérer injecteur jusqu'à son arrête.
Düse bis zum Anschlag einschieben.
Introduzca el inyector hasta el fondo.

4.



Montare i 2 gusci e inserire spillo di fissaggio.
Assemble parts A+B and insert fixing pin.
Monter sections A+B et insérer épingle de fixation.
Teil A + B zusammen bauen und den Fixierstift einfügen.
Monte los dos cuencos e introduzca el perno de fijación.