



Flyer EN

EggTech



USE AND MAINTENANCE INSTRUCTIONS IN DETAIL

Read the use and maintenance guide and compare the instructions with the following photos. The photos below are taken on the ET24 and ET49 models, but they are indicative: the procedure is also correct for the other River Systems models.



A



B



C



D



E



F



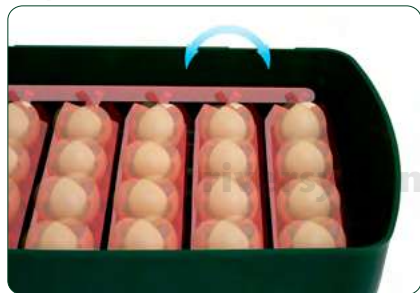
G



H



I



J



K



L



M



N



O



P

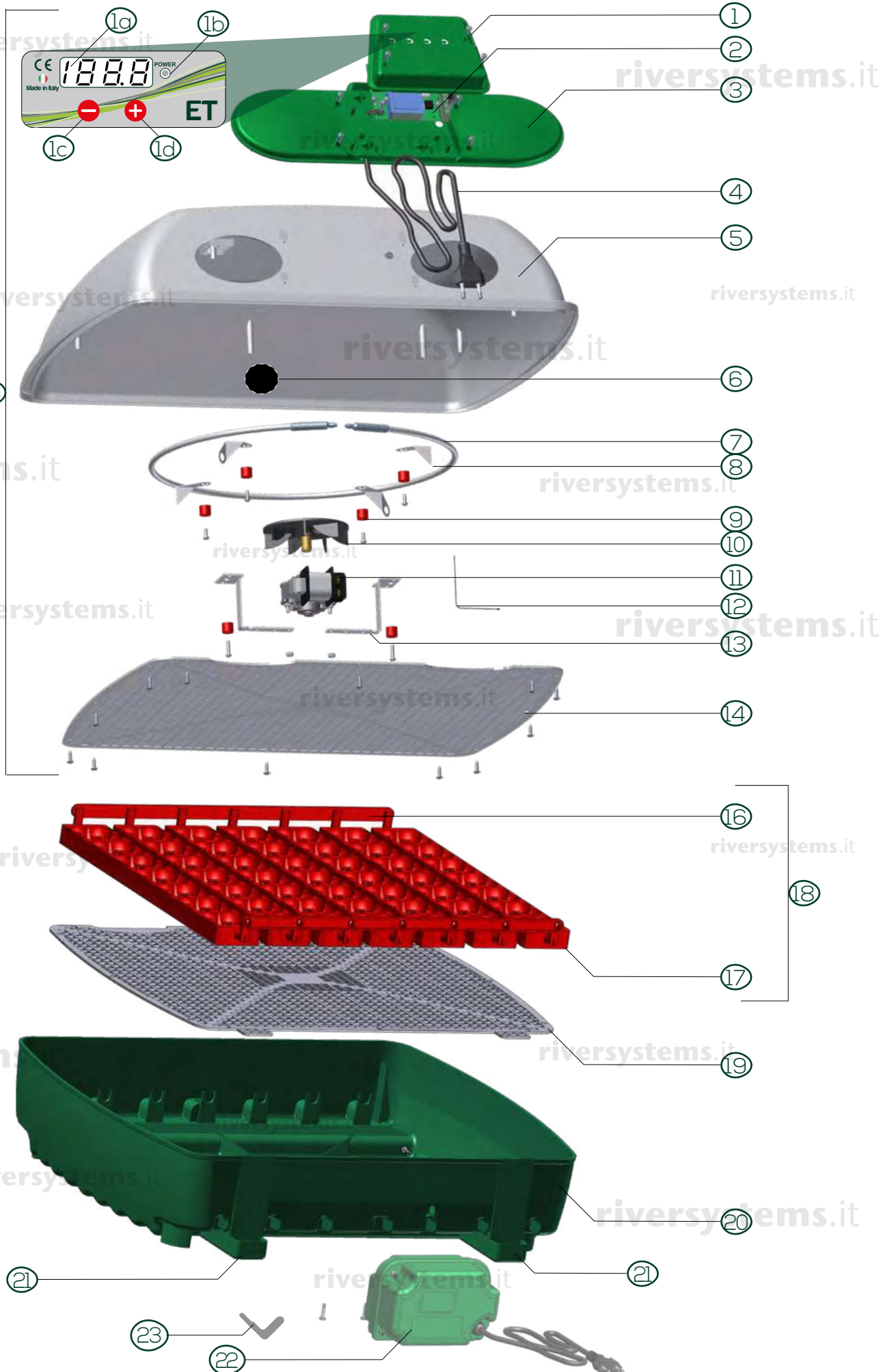


Q



R

ET INCUBATOR - DETAILED VIEW



SPARE PARTS

riversystems.it

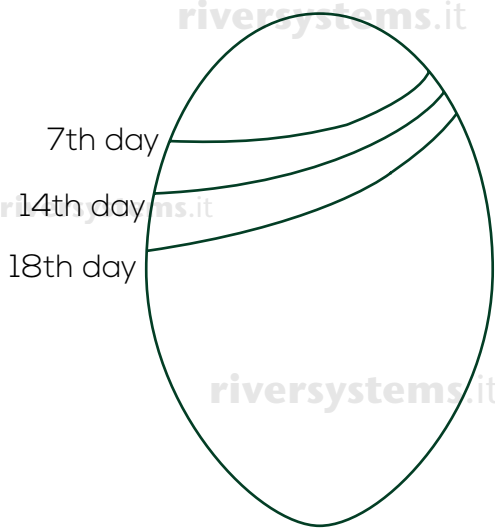
Here you can find all the available spare parts for your ET incubator.

POS.	MODEL	CODE	DESCRIPTION
15	ET12 115V	40512070	Assembled lid of ET12, 115V
15	ET12 115V BM	40512080	Assembled lid of ET12, 115V, Biomaster
2-12	ET12 115V	512-03/115	Electronic card with display for ET12, 115V
7	ET12 115V	512-04/115	Heating element for ET12, 115V
10-11-13	ET12 115V	512-05/115	Motor with fan for ET12, 115V
15	ET24 115V	40524070	Assembled lid of ET24, 115V
15	ET24 115V BM	40524080	Assembled lid of ET24, 115V, Biomaster
2-12	ET24 115V	524-03/115	Electronic card with display for ET24, 115V
7	ET24 115V	524-04/115	Heating element for ET24, 115V
10-11-13	ET24 115V	524-05/115	Motor with fan for ET24, 115V
15	ET49 115V	40549070	Assembled lid of ET49, 115V
15	ET49 115V BM	40549080	Assembled lid of ET49, 115V, Biomaster
2-12	ET49 115V	549-03/115	Electronic card with display for ET49, 115V
7	ET49 115V	549-04/115	Heating element for ET49, 115V
10-11-13	ET49 115V	549-05/115	Motor with fan for ET49, 115V
22	OVOMATIC 115V GREEN	556/115	Egg-turning unit, green, for ET12/24/49, 115V, US plug, type A
22	OVOMATIC 115V GREY	556/115-1	Egg-turning unit, grey, for ET12/24/49, 115V, US plug, type A
15	ET12 GB	40512030	Assembled lid of ET12, GB plug, type G
15	ET12 GB BM	40512040	Assembled lid of ET12, GB plug, type G, Biomaster
15	ET24 GB	40524030	Assembled lid of ET24, GB plug, type G
15	ET24 GB BM	40524040	Assembled lid of ET24, GB plug, type G, Biomaster
15	ET49 GB	40549030	Assembled lid of ET49, GB plug, type G
15	ET49 GB BM	40549040	Assembled lid of ET49, GB plug, type G, Biomaster
22	OVOMATIC GB GREEN	556/GB	Egg-turning unit, green, for ET12/24/49, 230V, GB plug, type G
22	OVOMATIC GB GREY	556/GB-1	Egg-turning unit, grey, for ET12/24/49, 230V, GB plug, type G
15	ET12 AU	40512050	Assembled lid of ET12, AU plug, type I
15	ET12 AU BM	40512060	Assembled lid of ET12, AU plug, type I, Biomaster
15	ET24 AU	40524050	Assembled lid of ET24, AU plug, type I
15	ET24 AU BM	40524060	Assembled lid of ET24, AU plug, type I, Biomaster
15	ET49 AU	40549050	Assembled lid of ET49, AU plug, type I
15	ET49 AU BM	40549060	Assembled lid of ET49, AU plug, type I, Biomaster
22	OVOMATIC AU GREEN	556/AU	Egg-turning unit, green, for ET12/24/49, 230V, AU plug, type I
22	OVOMATIC AU GREY	556/AU-1	Egg-turning unit, grey, for ET12/24/49, 230V, AU plug, type I
15	ET12	40512000	Assembled lid of ET12, EU plug, type C
15	ET12 BM	40512020	Assembled lid of ET12, EU plug, type C, Biomaster
15	ET24	40524000	Assembled lid of ET24, EU plug, type C
15	ET24 BM	40524020	Assembled lid of ET24, EU plug, type C, Biomaster
15	ET49	40549000	Assembled lid of ET49, EU plug, type C
15	ET49 BM	40549020	Assembled lid of ET49, EU plug, type C, Biomaster
22	OVOMATIC EU GREEN	556M-1	Egg-turning unit, green, for ET12/24/49, 230V, EU plug, type C


POS.	MODEL	CODE	DESCRIPTION
22	OVOMATIC EU GREY	556M-2	Egg-turning unit, grey, for ET12/24/49, 230V, EU plug, type C
2-12	ET12 230V	512-03	Electronic card with display for ET12, 230V
2-12	ET24 230V	524-03	Electronic card with display for ET24, 230V
2-12	ET49 230V	549-03	Electronic card with display for ET49, 230V
7	ET12 230V	512-04	Heating element for ET12, 230V
7	ET24 230V	524-04	Heating element for ET24, 230V
7	ET49 230V	549-04	Heating element for ET49, 230V
10-11-13	ET12 230V	512-05	Motor with fan for ET12, 230V
10-11-13	ET24 230V	524-05	Motor with fan for ET24, 230V
10-11-13	ET49 230V	549-05	Motor with fan for ET49, 230V
16	ET12	25512700	Joining bar for ET12 egg tray
16	ET24	25524700	Joining bar for ET24 egg tray
16	ET49	25549700	Joining bar for ET49 egg tray
17	ET12	25512400	Egg tray element for ET12
17	ET12 BM	25512410F	Egg tray element for ET12, Biomaster
17	ET24	25524400	Egg tray element for ET24
17	ET24 BM	25524410F	Egg tray element for ET24, Biomaster
17	ET49	25549400	Egg tray element for ET49
17	ET49 BM	25549410F	Egg tray element for ET49, Biomaster
18	ET12	512-06	Complete egg tray for ET12
18	ET12 BM	512-06/BM	Complete egg tray for ET12, Biomaster
18	ET24	524-06	Complete egg tray for ET24
18	ET24 BM	524-06/BM	Complete egg tray for ET24, Biomaster
18	ET49	549-06	Complete egg tray for ET49
18	ET49 BM	549-06/BM	Complete egg tray for ET49, Biomaster
19	ET12	25512510	Hatching floor for ET12
19	ET12 BM	25512511F	Hatching floor for ET12, Biomaster
19	ET24	25524510	Hatching floor for ET24
19	ET24 BM	25524511F	Hatching floor for ET24, Biomaster
19	ET49	25549510	Hatching floor for ET49
19	ET49 BM	25549511F	Hatching floor for ET49, Biomaster
20	ET12	25512120	Green base for ET12
20	ET12 BM	25512150F	Yellow base for ET12, Biomaster
20	ET24	25524110	Green base for ET24
20	ET24 BM	25524140F	Yellow base for ET24, Biomaster
20	ET49	25549110	Green base for ET49
20	ET49 BM	25549140F	Yellow base for ET49, Biomaster
6	ET12-24-49	25549850	Rubber bung for incubator lid (access to Nebula)
23	ET12-24-49	23800300	Egg tilting handle

THE EGGS

riversystems.it



The **air cell** in an egg provides the chick with air when it is ready to start breathing on its own and hatch from the egg. As the chick starts breathing, there is a buildup of carbon dioxide in the egg, which prompts the chick to break through the egg to get fresh air.



CHOOSING THE EGGS

Egg suitable for incubation 😊



Eggs with low hatching rate 😞



Eggs to be discarded 😡



CANDLING



Day 1



Day 2



Day 3



Day 4



Day 5



Day 6



Day 7



Day 8



Day 9



Day 10



Day 11



Day 12



Day 13



Day 14



Day 15




Day 16




Day 17



Day 18



Day 19



Day 20




Day 21




Day 22



Day 23



Day 24



Day 25

Follow us on our social!



River Systems S.r.l.
via Marco Polo, 33
35011 Campodarsego (PD) Italy
Telephone +39.049.9202464 - Fax +39.049.9216057
www.riversystems.it - info@riversystems.it

